

# Innenotdar

Fire Forest

Mouth of the White River

Lost Village

Lake Seela

Distance In Miles

0 5



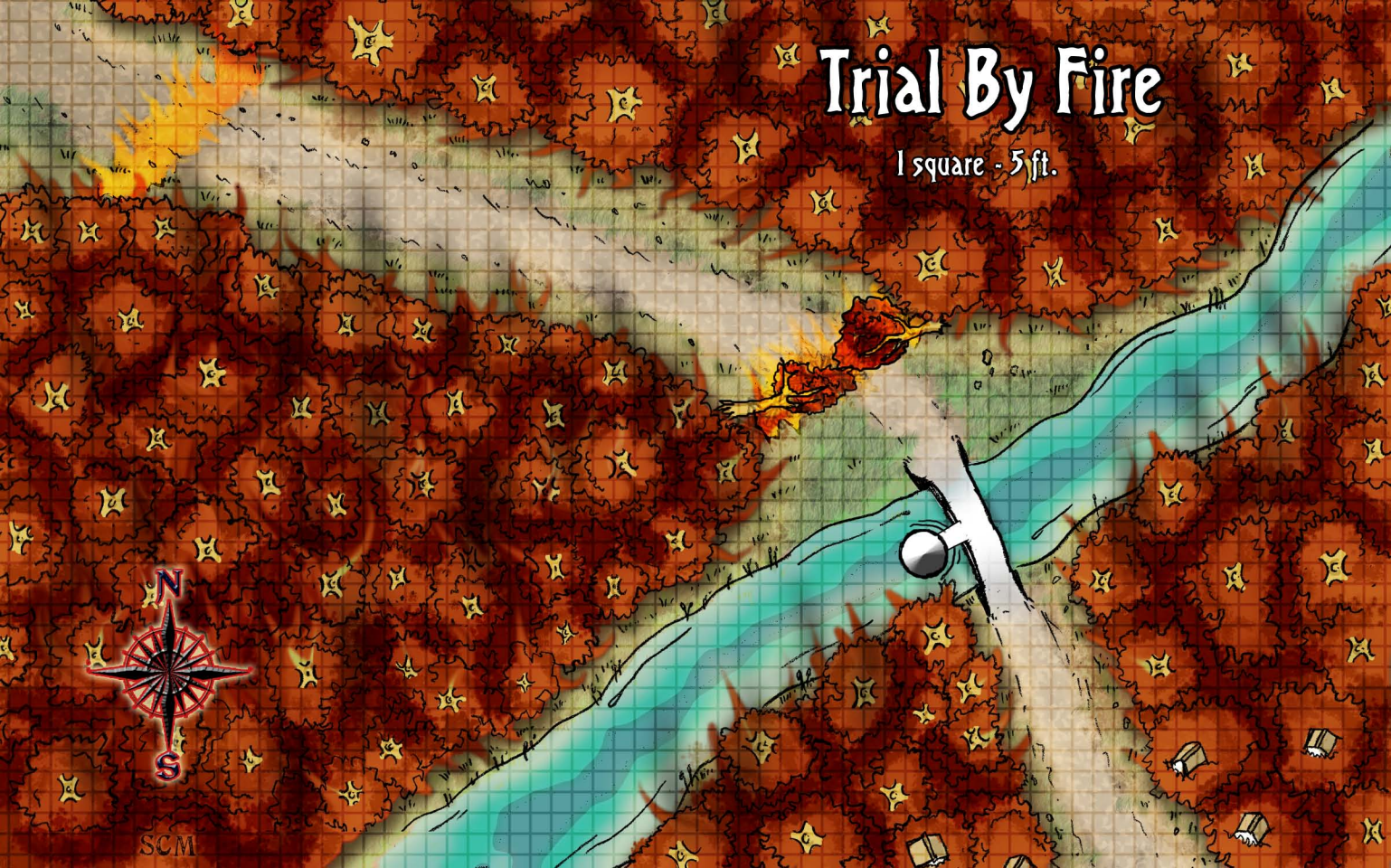


# Trial By Fire

1 square = 5 ft.



SCM

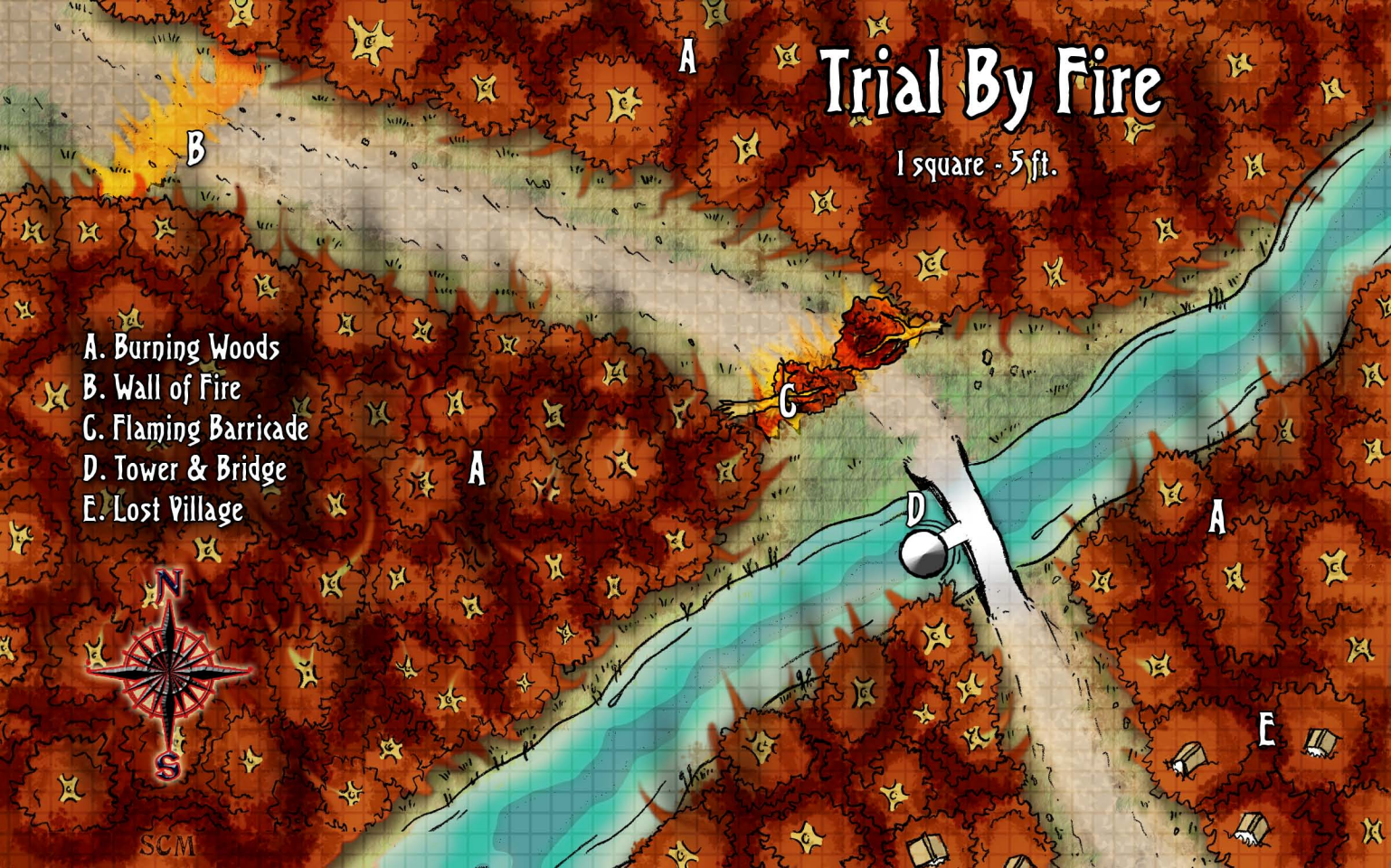




# Trial By Fire

1 square = 5 ft.


- A. Burning Woods
- B. Wall of Fire
- C. Flaming Barricade
- D. Tower & Bridge
- E. Lost Village





# Fey Village

1 square = 5 ft.



+25 ft

+15 ft

-5 ft

-10 ft


-20 ft

SCM



# Fey Village

1 square = 5 ft.




- A. Tillann's Cave
- B. Riverbed
- G. Papuvin's Cave
- D. Puhl's Cave
- E. Stone Tower
- F. Fey Gaves
- G. Mud Hats
- H. Merrow Caves
- I. Indomitability

SCM



# Shrine of Love

1 square - 5 ft.





# Shrine of Love

1 square - 5 ft.



Underwater Entrance

Gwenvere's Lair

Burning Reeds

Shrine of Love

○ Idol

SCM

